

**Winnebago Public Library:**



Find the building blocks of literacy here!

210 N. Elida Street  
Winnebago, IL 61088  
(815) 335-7050

[winnebagopubliclibrary.org](http://winnebagopubliclibrary.org)



**Winnebago Public Library**

**Presents:**

**SUBMERGE YOURSELF  
INTO READING**



**Pre-K & Kindergarten**

Summer Reading Program Log

May 20th - July 31st

2024


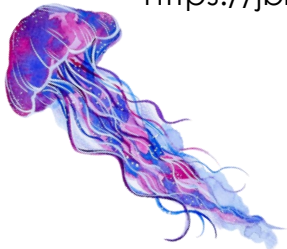


## Activities for Ages 3-5 Continued

- 14) Sing or listen to a song—explain the unfamiliar words.
- 15) Find a recipe to make. Read the directions together.
- 16) Pick a letter to look for on labels, boxes, and signs.
- 17) Ask your child to predict what will happen in the story.
- 18) Say some rhymes together.
- 19) Let your child hold the book and “read” the story.
- 20) Sing the ABC song with your child.
- 21) Ask your child to tell a favorite story using toys as characters or props.
- 23) Write a list of words about a subject your child enjoys (trains, dogs, dinosaurs, etc.)
- 24) Talk about the parts of a book.
- 25) Make a giant letter and have your child “drive” a toy over the letter path.
- 26) Have your child draw a picture after reading a book.
- 27) Listen to a book on tape or CD.

To find rhymes, finger plays, and dances you and your preschooler can do together, visit

<https://jbrary.com/youtube-playlists/>



## Parent/Child Activities for Ages 0-2 Years

Directions: Circle the activities you and your child do together.  
(Please complete at least five per log and feel free to do them in any order you wish.)

- 1) Register for SRP and check out some books.
- 2) Name feelings such as sad, grumpy, puzzled.
- 3) Read labels and signs out loud during the day.
- 4) Write your child's name and say the letters.
- 5) Use puppets/stuffed toys to retell a favorite story.
- 6) Recite a rhyme or poem.
- 7) Name things around home throughout the day.
- 8) Point to the words in a book title.
- 9) Trace a letter in a book title with your finger and let your child do it too.
- 10) Tell a story: “When you were a tiny baby . . .”
- 11) Read nursery rhymes.
- 12) Explain unfamiliar words as you read.
- 13) Point to some of the words as you read them.
- 14) Write letters in the sand with your finger or a stick.
- 15) Talk about things you are doing as you do them.




## Activities for Ages 0-2 Years Continued

- 16) Read an animal book and make animal sounds.
- 17) Encourage your child to scribble/draw with crayons
- 18) Point out and name shapes as you play.
- 19) Hold the book upside down and see if your child notices.
- 20) Read an alphabet book.
- 21) Point out how things are alike or different.
- 22) Read a book based on a song.
- 23) Say different names for common words, such as stone or pebble for rock.
- 24) Let your child turn the pages.
- 25) Sing the ABC song with your child.
- 26) Ask a lot of "what" questions while reading. "What is this?"  
"What color is it?"
- 27) Clap along to a song.

To find rhymes, fingerplays, and dances you and your baby/toddler can do together, visit

<https://jbrary.com/youtube-playlists/>



## Parent/Child Activities for Ages 3-5 Years

Directions: Circle the activities you and your child do together.

(Please complete at least five per log and feel free to do them in any order you wish.)

- 1) Register for SRP and check out some books.
- 2) Talk about feelings—yours and your child's.
- 3) Point to the words on a few pages as you read.
- 4) Write your child's name and say the letters.
- 5) Ask "What is happening in this picture?"
- 6) Put two word pictures together to make a word: cow+boy  
= cowboy.
- 7) Read a non-fiction (fact) book about something that interests your child.
- 8) Use a beginning dictionary to find the meaning of a new word.
- 9) Read signs, lists, menus, or labels.
- 10) Read an alphabet book and point to the letters.
- 11) Ask your child to describe a character from a book.
- 12) Ask your child to think of words that begin with a certain letter or sound.
- 13) Visit the library together and let your child pick a book.

