

Zinio for Libraries

Winnebago Public Library Collection and Check Out Guide

Zinio, the world's largest newsstand, offers full color, interactive digital magazines for your enjoyment. Browse from the Winnebago Public Library's collection of popular titles with no holds, no checkout periods, and no limit to the number of magazines you can download.

Current Issues — New issues are released simultaneously with the print edition. Many are available before print copies arrive and are ready for immediate download

Easy browsing — Browse Winnebago Public Library's collection of titles one at a time, search for your favorite magazines by title or use the convenient category feature to find new magazines which meet your interests

Manage your collection — Using the personal account you will create, you will have the opportunity to check out the magazines you choose and read them instantly on your computer (both PC and Mac) or access the content on a portable media device. (Note: viewing options, including the ability to download or view the content while online, may differ based on the device and/or magazine publisher)

No limits — Check out as many issues as you want and keep them in your account as long as you wish

Getting Started with Zinio

To get started, you will need:

- A valid Winnebago Public Library card (District patrons and WCUSD students) with a 14 digit bar code. If you have an older card, now is a good time to come in and get it upgraded! It takes just a few minutes.
- A computer (PC or MAC) or a mobile device with current browser software such as Internet Explorer 9 or above or Google Chrome.
- Software or an App, depending on the device you are using. Apps are available for PC, Mac, iPad®, iPhone®, Kindle Fire/Kindle Fire HD®, Android®, and Blackberry Playbook™.
- An internet connection

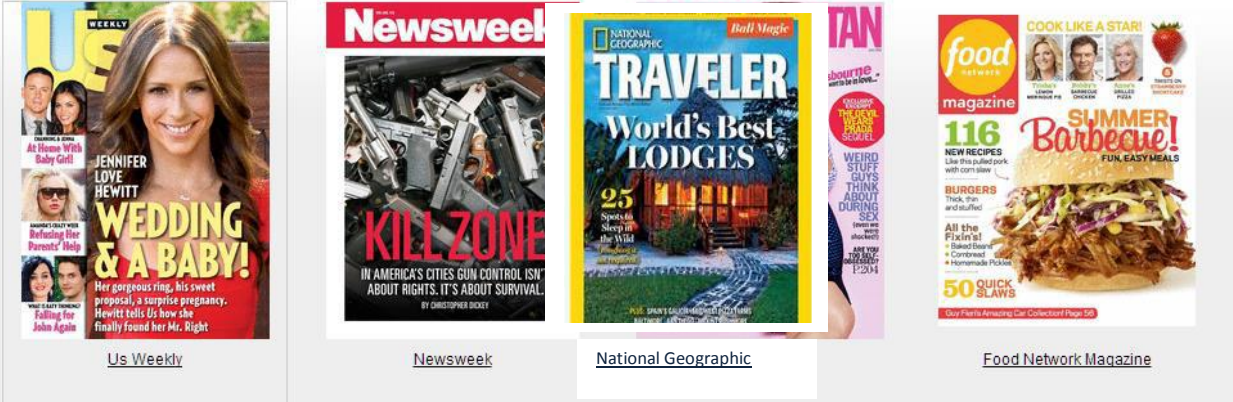
Set Up Steps

1. Open the Winnebago Public Library website.
2. Find the Navigation menu (upper left) on the Home page and click on **Zinio Digital Magazines**.
3. The main screen for Zinio-Winnebago Public Library will appear. This is the collection of magazine subscribed to for you by WPL staff and available FREE with your library card. Only the product(s) subscribed to by the library appear on the main screen.



To checkout a magazine to your Zinio account, simply click on the magazine of your choice.

[1] 2 3 4 Next >>



4. On the main screen, you may **Log In** or **Create New Account**, get **Help**, review **Terms of Use**, and download your free **Zinio Reading App**. You may also browse the magazine collection prior to Log In or Creating an Account.

Create New Account

You will create a total of **TWO (2)** accounts; a **Winnebago Public Library Collection** account to check out magazines; and a **Zinio.com Reader** account to read checked out magazines via streaming online with computers and/or downloaded offline via mobile apps.

1. Click on **Create New Account** in the upper right corner of the main screen. A pop up will appear.

Create New Account x

Already have an account? [Log in](#)

First Name:

Last Name:


Email:

Password:

Confirm Password:

[Create Account](#)

By creating an account, I agree to the site's [Terms of Use](#)

One account, access to all 

Password must be at least seven (7) characters-
a combination of letters & numbers

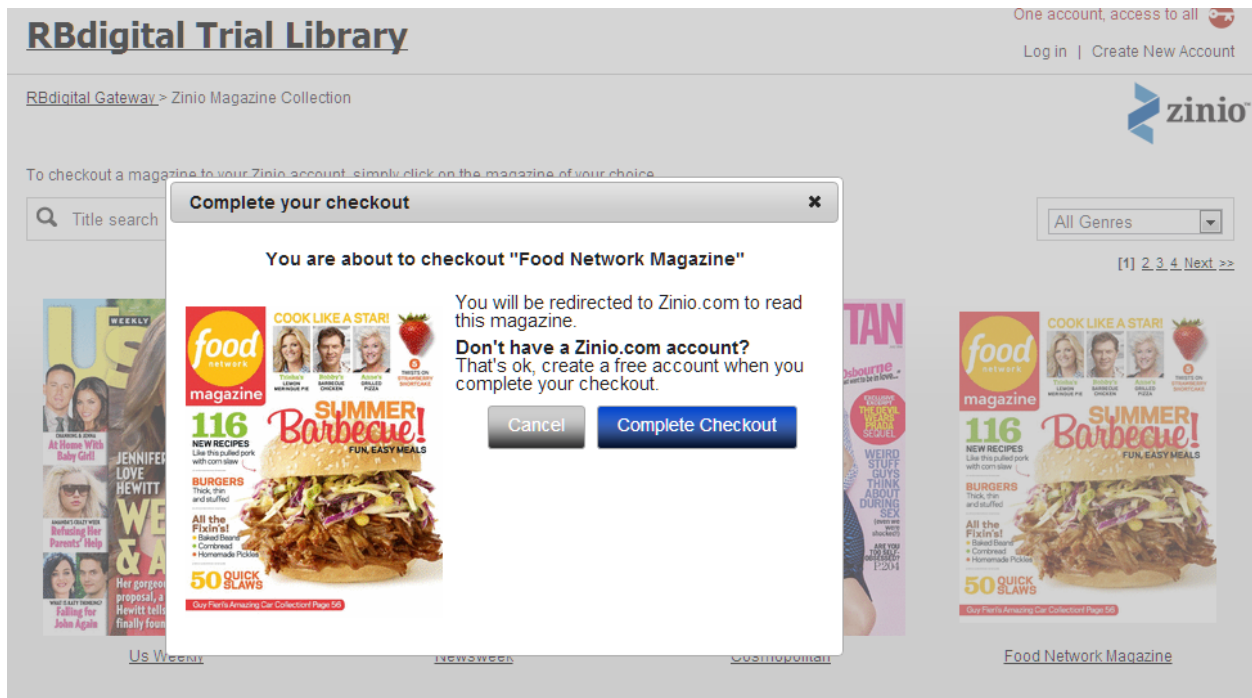
2. Enter the requested information and click on **Create Account**.

3. A pop up will appear to enter **New Account Credentials**. Enter your 14 digit bar code from your library card here and click on **Create Account**.
4. The **Zinio.com Reader Account** pop up will appear. Fill in the information. The Library Account and the Zinio.com Reader Account email addresses **MUST** match. Zinio recommends you use the same password for both accounts, but it is not required.
5. Click **Register** to complete **New Account**.
6. Update Email/Communication preferences and hit **Submit**.

You are ready to check out magazines!

Check Out

1. First, browse full collection of magazines available through Winnebago Public Library.
 - Use the **Title Search** filter to locate magazines by full name, alphabetically, or by partial word.
 - Use the **All Genres** drop down to locate magazines by topic.
 - Simply browse down the page; magazines are shown in alphabetical order.
2. Click on a magazine cover to check out the desired magazine.



3. Click **Complete Checkout**. If you change your mind, simply click cancel and return to browsing magazines.
4. The magazine is now checked out to you permanently. Another browser window opens to reveal the **Zinio.com Reader Account** called **Your Reading List**. If you haven't already created your account, you have another opportunity at this point.



Get Your Copy Now!

Digital

New to Zinio?

Please register to set up your digital magazine delivery. If you already have an account, [sign in here](#)

FIRST NAME

LAST NAME

EMAIL ADDRESS

PASSWORD

CONFIRM PASSWORD

Send me email updates about features, new products, and special offers from Zinio and its publishers.

By clicking "Join", you agree to Zinio's [Terms of Service](#) and [Privacy Policy](#).

REGISTER

5. If you have already created an account and/or logged in, the magazine(s) you have checked out appear on the screen.

YOUR READING LIST



View by date

View all titles

[Edit your reading list](#)



Analog Science Fiction and Fact
JUL-AUG-13



Family Handyman
JUL-AUG-13



4 Wheel & Off Road
JUL-13



National Geographic Traveler
Intera...
JUN-JUL-13 NEW

Now you are ready to read your magazines on your computer in a browser setting.

Reading Online/Streaming

1. Click on the cover of the magazine to stream the full cover-to-cover magazine. Streaming is reading online in real time.
2. You will notice a number of icons at the bottom of the screen. These are to help you navigate through your magazines. Place your cursor over an icon to learn what each one does. Use the arrow icons < > to page through the magazine. The ? icon takes you to **Help**. You can go to the table of contents and click on any article title to move directly to a particular article.
3. When you are finished reading, simply click on the X at the top right of the window to close the window. Your magazine will remain in your collection and you can go back to it as often as you wish.

Downloading

1. If you want to be able to read your magazine when you are offline or have no internet access, you will need to download the appropriate Reader App for your device. Go to the bottom of the Your Library page, click on the App you want to download, and follow directions. You may also need to download Adobe® AIR in order to open some apps. Both the apps and Adobe® AIR are free downloads. The same Zinio.com Reader Account auto populates the apps upon patron Log In to the app.
2. Downloads will be stored on your device. You may want to create a separate file for your downloaded magazines.

Closing

When you are finished browsing, reading, or downloading, click **Log Out** to close your session.

Important Note

When you visit YOUR LIBRARY, you will see a tab called SHOP MAGAZINES. This tab takes you to Zinio's complete magazine collection where you can purchase magazine subscriptions as an individual. If you choose to purchase a magazine that is not part of the Winnebago Public Library collection, it will also appear in YOUR LIBRARY when you subscribe. Your purchase of any magazine that is not in the WPL collection is your own decision for your personal use. It will not appear in the WPL collection and is not the responsibility of the Winnebago Public Library.

If you have questions or need additional assistance, please visit the library or contact library staff.

8/18/13